

ERRATA SLIP

PAGE 2 First Paragraph Line 3 should read

"The overall detection rate improved from 33.5% to 34%"

PAGE 7 - INDICTABLE OFFENCES

Number of Larcenies 1991
should read "17,668 (34.0%)"

PAGE 12 - MISUSE OF DRUGS

1st Paragraph fourth line should read
"in 1991. This shows an increase of 13.14%."

PAGE 45 - Special Notices Should Read "Spoiled Notices"


G.C. 11335

C.P. 364.025.

1596

GARDA SÍOCHÁNA AN GARDA SÍOCHÁNA AN GARDA SÍOCHÁNA AN GARDA SÍOCHÁNA AN GARDA SÍOCHÁNA AN GARDA SÍOCHÁNA AN GARDA SÍOCHÁNA AN GARDA SÍOCHÁNA AN GARDA SÍOCHÁNA AN GARDA SÍOCHÁNA

02347



REFERENCE ONLY

R E P O R T . O N
CRIME

NOT TO BE REMOVED FROM LIBRARY

GARDA COLLEGE LIBRARY TEMPLEMORE



AN GARDA SÍOCHÁNA

Report for the year ended 31st December

1 9 9 2

Commissioner Garda Síochána to the Minister for Justice



AN GARDA SÍOCHÁNA

C O N T E N T S

Introduction	1-2	Non-Indictable Offences	
Indictable Offences		Proceedings and Persons	40-43
Recorded and Detected 1983-1992	7	Non-Indictable Offences by Division	37
Recorded and Detected 1991-1992	7	Principal Non-Indictable Offences	37
Breakdown of Crime 1992 (Percentage Total)	8	Arms, Ammunition and Explosives Seized	18
Crime Rate per Garda Division	8	Scenes of Crime Examination	16
Map-Indictable Offences per 1,000 population	22	Forensic Science	16
Recorded and Detected by Garda Divisions	24-25	Missing Persons	15
Known to the Gardai 1992	26-35	Garda Establishment Chart	23
Value of property stolen and recovered	36	Garda National Juvenile Office	4
Offences Against the person		Garda Juvenile Diversion Programme	19-21
Recorded and Detected 1988-1992	9	Community Relations	3
Murder and Manslaughter	9	Neighbourhood Watch	5
Analyses of Murders	17	Crime Prevention	3
Traffic Fatalities	9	Neighbourhood Policing	5
Offences Against Property with Violence		Community Alert	5
Recorded and Detected 1988-1992	9	Sub Aqua	16
Robbery, Arson and Malicious Damage	10	'999' Emergency Service	16
Burglary	10	Stolen Motor Vehicle	
Analyses of Aggravated Burglaries involving use of Firearms and Armed Robberies	38-39	Investigation Unit	15
Offences Against Property without Violence (Larcenies etc.)		Special Traffic Corps	6
Larcenies	10	Misuse of Drugs	12-14
Recorded and Detected 1988-1992	10	Public Relations and Press Office	6
Other Indictable Offences		Traffic Offences - Drink and Driving	44-46
Recorded and Detected 1988-1992	10	'Fines on the Spot' notices - issued	46
Age Groups - Convicted Persons	11	'Fines on the Spot' notices - Parking Violations	45
		Appendices	
		Appendix A - Indictable Offences	
		Recorded and Detected 1982-1992	44
		Appendix B - Non-Indictable Offences - Proceedings and Persons	
		Convicted 1988-1992	44



AN GARDA SÍOCHÁNA

**Commissioner's Office
Garda Headquarters**

To The Minister for Justice

It is my privilege to present the annual Report on Crime for 1992.

1992 marked the seventieth anniversary of the founding of An Garda Síochána. Since then, Ireland has seen many changes in the nature of our society, and these have been reflected in the growth and development of the Force. Police work has become more sophisticated, not only in the detection of crime but also in its prevention. Our relationship with the public, in particular, has become more sensitive and caring, and in 1992 we saw a strengthening of community relations on which all successful police work depends.

Incidence and Detection of Crime

During the year under review the incidence of indictable crime rose by 1%, although in the Dublin Metropolitan Area it decreased by 1.9%. Most of the increase can be attributed to a rise in the rate of larcenies and of crimes against property with violence.



Patrick J. Culligan
Commissioner

Crime outside Dublin increased significantly in percentage terms, though from comparatively low basic figures. The overall detection rate fell marginally, from 34% to 33.5%, but in many cases, including the seizure of firearms, ammunition and explosives, detection rates rose appreciably in 1992.

Proceedings for non-indictable (Summary) offences increased by 4% during the year.

Missing Persons

Of 1497 persons reported missing in 1992, 26 remained untraced at year end. There was a welcome continued decrease in the number of deaths in road traffic accidents which fell by a further 30 against the figure for 1991, the comparable number of fatal accidents falling by 18.

The Gardai And Society

Many successful Garda initiatives in community relations were pursued with added vigour and impact in 1992. The Juvenile Liaison Scheme and other aspects of Community Relations, such as Neighbourhood Watch and the Community Policing schemes, were extended in order to sustain the role of the Gardai in our society as an integrated force, working within the community with the goodwill and approval of the public.

I consider the educational role of the Gardai essential to the continued improvement in crime prevention, so that we can foster an environment where people can live their lives free from the fear of crime. In the process, partnership between The Gardai, Government departments, teachers, the business community and public representatives is vital.

In particular, it is the intention of the Garda Síochána to highlight and combat the growing threat to the moral and physical welfare of our young population from drug abuse.

Media Relations

The Garda Press and Public Relations Office fulfils a strenuous programme of media relations which contributes substantially to the comprehensive reporting of crime and crime-related incidents in the print and broadcasting media. In particular, 1992 saw the introduction of the RTE television programme 'Crimeline', which has been a marked success both in terms of projecting an enhanced profile of Garda activity and as an important factor in raising public awareness of, and positive response to, crime and crime prevention.

Co-operation

I am delighted to record once again my appreciation of Dr. James Donovan, Director of the Forensic Science Laboratory, and all his staff, in 1992. During this period, the workload of the Laboratory increased significantly, most of the additional work being due to drug-related crime and the increased detection of firearms and bomb-making equipment.

The work of the Garda Síochána involves extensive co-operation with public and private agencies, in all walks of life, including many Government departments, the Defence forces, the Revenue Commissioners and the Customs and Excise. Without harmonious work practices, the duties of the Gardai would become more onerous and the criminal more successful. Such co-operation, even when invisible, must not be taken for granted, and is deeply appreciated.


Internally, the various Garda Staff Associations and Welfare Officers continue their interest in, and essential support for, the welfare of members of the Force, and the new Employee Assistance Programme provides a structure which will continue to facilitate this.

The Future

The opening of 1993 sees the Garda Síochána adopting a five-year action plan which will focus on training and community relations as the chief elements in the increasing success of crime prevention initiatives. We continue to profess the obligation to create a climate in Irish society where crime will not be tolerated, and where the safety and wellbeing of all citizens is the primary concern. If Irish society over the past seventy years has become more complex, and its problems more challenging, the Garda Síochána continues to face and contain these challenges with confidence and integrity.

Conclusion

On behalf of all members of An Garda Síochána, I wish to express my gratitude to you and to the officials of the Department of Justice for their co-operation, support and assistance during 1992, and to extend my wishes for a cordial and fruitful working relationship in 1993.



Patrick J. Culligan
Commissioner
August 1993

Crime Prevention Unit

The Garda Crime Prevention Unit, based at Dublin Metropolitan Area Headquarters, has special responsibility for disseminating advice on crime prevention throughout the country, and for undertaking a comprehensive series of security surveys.

Through its network of specially trained Crime Prevention Officers, the unit advises persons in charge of premises judged to be vulnerable or 'at risk' of the most appropriate steps available to reduce the opportunity for crime. The unit holds a structured series of seminars and meetings as a response to the need of security-conscious members of the public.

A Crime Prevention Exhibition is located in D.M.A. headquarters in Harcourt Square, Dublin, where the public (by appointment) can view the many security systems and devices and receive advice on their suitability.

During 1992, Crime Prevention Officers nationwide carried out a total of 4,741 security surveys on premises requiring a high degree of security; in 3,139 cases, their advice was implemented. Local interest groups received a total of 1,590 talks on crime prevention.

Community Relations

The Garda Síochána recognises the important role played by both individuals and community groups in assisting the Gardai in the prevention and reduction of the incidence of crime.

During recent years the Garda Síochána has developed a positive and forward-looking programme of community relations initiatives designed to encourage and assist the public in actively identifying and eliminating factors which facilitate criminal activity.

Neighbourhood Watch, Community Alert and Pharmacy Watch programmes are part of the programme which spearheads a partnership between the Gardai and the public at large. Certain types of crime, in particular violent offences against women, children and the elderly, are especially abhorrent to our society and require sensitive and resourceful handling. Drug abuse is another delicate but threatening area where the vulnerability of young people is of considerable concern, and where specialised advice is available.

The Community Relations Section, based at D.M.A. headquarters, has prepared specifically designed Crime Prevention Literature aimed at communicating the risks and options of these vulnerable sectors of the community.

During 1992 Garda involvement in public issues such as these included participation in the Safety for Women Conference, which took place in Dublin Castle, and in many similar social programmes.

The R.T.E. 'Crimeline' television programme, inaugurated in 1992, has proved invaluable in developing public awareness of crime issues, and in many cases has led to the detection of serious crime through the viewer response to specific cases featured in the programme.

Garda National Juvenile Office

The Garda National Juvenile Office was established in 1991 and is responsible for all crime issues affecting juveniles. It's work includes liaison with many other agencies and organisations and is thus the link with the Garda Síochána for many youth organisations nationwide. The office is responsible for the administration of the Garda Juvenile Diversion Programme; development of the Garda Schools Programme; supervision of, and support for, the Garda Juvenile Liaison Officers (JLO), and on-going liaison with all statutory and non-statutory bodies in the juvenile area.

Garda Juvenile Diversion Programme (JLO Scheme)

The Garda Juvenile Officer scheme was first introduced in 1963 and has been continually expanded to a point where there are now 80 full-time JLOs operating nationwide, each specially trained in juvenile relations and counselling. The Programme operates in the sensitive area of the cautioning of juvenile offenders, under 18 years of age, where, under certain conditions, Court Proceedings, and the possible social stigma of a criminal record, may be avoided.

A caution, on either a formal or an informal basis, takes place after due consideration of all the factors in the

individual case, including the circumstances of the offence; the attitudes of the offenders and their parents or guardians; home circumstances and parental support; views of the injured party; and the likelihood of the offence recurring.

The basis of the Programme is the education of young people as to their responsibilities as junior citizens, both to themselves and to society as a whole. It particularly focuses on the rehabilitation of young offenders, so as to ensure that their first offence will also be their last. Young people who have made a mistake are encouraged to acknowledge the anti-social aspect of their actions and they are thereby assisted through the Programme in changing their attitudes and developing into mature and responsible adults. The Programme has achieved a consistently high success rate of 88 - 90% since its inception.

Juvenile Liaison Officers are involved in all aspects of Youth work, both at local and national level, through liaison with youth clubs and youth organisations, attending meetings and seminars and visiting schools. By means of such activity, young people are made more aware of the role and presence of the Gardai in society, and of the importance of observing the law.

Garda Schools Programme

Following the evaluation of an experimental Garda Schools Programme in 1990, a full Programme was implemented in 1991 and in 1992 grew to the extent that 423 schools are now involved, reaching a total of 15,443 pupils. In 1992, 1,752 school visits were undertaken and this will be expanded further in 1993.

The Programme is specifically targeted at fifth year Primary School pupils, and consists of a series of five presentations

delivered by specially trained Gardai. The topics covered are :

- *The role of the Gardai*
- *Vandalism*
- *Child Safety*
- *Road Safety*
- *Safe Cycling*

and the presentation includes a video, 'Be Safe, Kids', which addresses the three safety topics. The Programme aims to inculcate a positive attitude to road safety and to highlight the importance of responsible and considerate behaviour.

Neighbourhood Watch

Neighbourhood Watch is a partnership between the public and the Garda Síochána which helps to reduce crime and improves the relationship between the Gardai and the community generally. It continued to expand during 1992, with 1,531 local schemes catering for 277,953 households - an increase of 246 schemes, or almost 20%, on the figure for 1991.

While most of these are concentrated in the Greater Dublin area, many are located in rural areas and in towns throughout Ireland. In Dublin, a Neighbourhood Watch Representative Committee performs a valuable development function, while local Neighbourhood Watch District meetings, attended by Neighbourhood Policing Sergeants and Gardai, identify and address specific local problems.

Neighbourhood Watch personnel devote considerable amounts of their time and energy to supporting the Gardai in their role in the prevention of crime, and the Programme is an extremely important element in the overall Crime Prevention strategy.

Community Alert

Specifically designed to meet the needs of elderly people in rural areas, Community Alert has expanded considerably since its inception in 1985, and now additionally provides a general Crime Prevention support for all rural-based residents.

The Programme, pioneered in conjunction with Muintir na Tire, is firmly established in every county outside the D.M.A., and at present involves a total of 414 communities.

Neighbourhood Policing

Neighbourhood Policing has now been introduced in the Dublin Metropolitan Area and in the cities of Cork, Limerick and Galway. By the end of 1992 the number of Gardai deployed in the scheme has risen to a total of 5 Inspectors, 15 Sergeants and 174 Gardai. Their function is to promote Neighbourhood Watch Schemes and to liaise with the Neighbourhood Watch personnel. They work closely with community-based projects and the Garda Schools Programme. All new members of the Neighbourhood Policing scheme receive specialised training courses relative to their areas of work.

Special Traffic Corps

The Garda Special Traffic Corps has made a major contribution to the Garda effort to address the distressing problem of death and injury on our roads. Throughout the country, special units employ the most modern technology, such as hand-held radar and in-car video, in order to detect the most serious road traffic infringements: speeding, dangerous and careless driving and defective vehicles. The Corps is particularly involved in the continuing campaigns for road safety and against drunken driving, which have effected a considerable reduction in the number of road deaths. Currently specific 'Black Spot' areas on the road are being targeted for special attention.

One of the main aims of the Corps is to create a greater public awareness of the dangers of aggressive and careless driving and to secure a major shift in attitude so that such behaviour becomes socially unacceptable. Education, advice, cautioning, and, where necessary, prosecution, will be used by the Corps in order to ensure observation of, and compliance with, the Road Traffic Acts and to reduce as far as possible the number of fatalities and injuries on the roads.

Garda Press and Public Relations Office

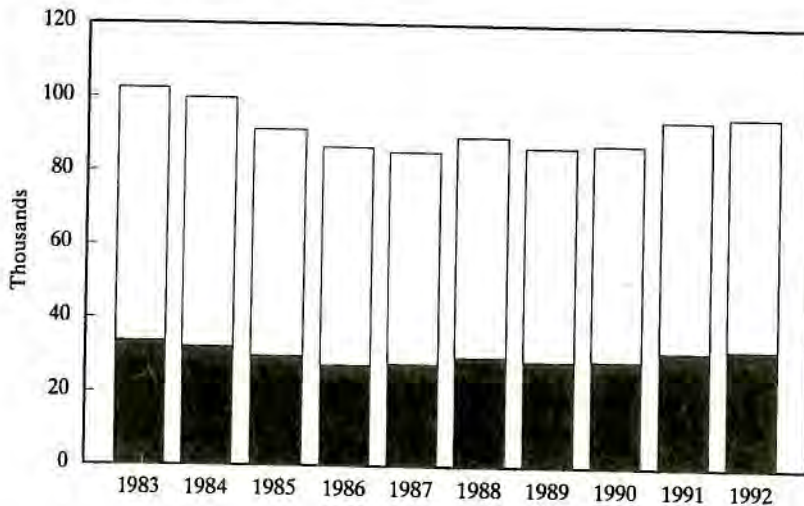
The Garda Press and Public Relations Office has developed in the course of its 22-year existence to reflect the growing complexity of Irish society and the increasingly sophisticated requirements of the media. The growth in the number of media, especially with the advent of legal local radio broadcasting, has dictated an increase in the number of staff and methods of operations.

The Garda press service is responsible not only for issuing information concerning specific criminal activity and crime related Garda programmes, but also for promoting in a positive manner the general profile of the Force. In doing so, it must have due regard for the legal and other constraints affecting it in such a sensitive and volatile area. The trust, confidence and relationship which the office has built up with the media over the years is based on honest dialogue, and provides the Garda Síochána with its chief conduit in its relationship with the general public.

There is a steady demand for the services of the personnel of this section for lectures in schools and third level institutions on public relations and the Garda Síochána, and of the Garda Síochána as a career.

Indictable Offences

Offences Recorded and Detected 1983 - 1992



Indictable offences which came to the notice of the Garda Síochána during the year ended 31st December 1992 numbered 95,391 as compared with 94,406 in the year ended 31st December, 1991, an increase of 1%.

Offences Detected
 Offences Recorded

Indictable Offences	Offences Recorded			Offences Detected	
	1992	1991	Change	1992	1991
Offences Against the Person	1,298	1,435	-137 (9.5%)	1,005 (77.4%)	1,162 (81.0%)
Offences Against Property with Violence	41,736	40,676	+1,060 (2.6%)	12,996 (31.1%)	12,530 (30.8%)
Larcenies etc.	52,026	51,990	+36 (0.1%)	18,077 (34.7%)	12,668 (34.0%)
Other Indictable Offences	331	305	+26 (8.5%)	322 (97.3%)	293 (96.1%)
Totals	95,391	94,406	+985 (1.0%)	32,400 (34.0%)	31,653 (33.5%)

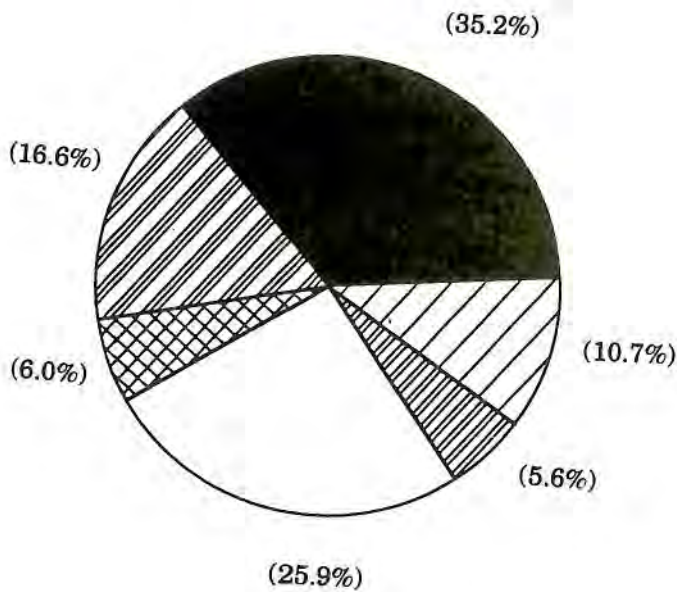
The figures for indictable offences are broken down in the following table:







See Appendix 'A'.

In the Dublin Metropolitan Area (D.M.A.) 51,393 indictable offences were recorded, a decrease of 1.9% on the figure for 1991. Of the total crimes recorded in the State 53.9% occurred in the D.M.A. The D.M.A. has an estimated population of 1,049,473 based on the 1991 census of population, or 29.8% of the total population of the State.

Breakdown on Crime 1992

Percentage Total



-  BURGLARY / AGG. BURGLARY
-  OTHER LARCENIES
-  ARSON / MAL. DAMAGE
-  LARCENY FROM M.P.V'S
-  LARCENY FROM THE PERSONS
-  OTHER CRIME

Crime Rate

Based on the 1991 Census of Population, the crime rate per 1,000 of the population was 27.1 with a rate of 49.0 in the D.M.A. and a rate of 17.8 outside the D.M.A. The following table shows the rate for each Division and the Dublin Metropolitan Area which is composed of 5 Divisions.

Division	Crimes per 1,000 population 1992
Carlow/Kildare	15.4
Cavan/Monaghan	10.4
Cork East	36.4
Cork West	11.2
Clare	7.9
Donegal	10.9
Galway West	19.8
Kerry	15.6
Laois/Offaly	10.7
Limerick	23.5
Longford/Westmeath	25.6
Louth/Meath	21.3
Mayo	7.5
Roscommon/Galway East	8.8
Sligo/Leitrim	10.2
Tipperary	16.4
Waterford/Kilkenny	14.0
Wexford	18.9
Dublin Metropolitan Area	
--Northern	49.0
--North Central	
--South Central	
--Southern	
--Eastern	

Detection of Crime

The overall detection rate in 1992 was 34.0% (33.5% in 1991). The detection rate varies from 97.3% in respect of Other Indictable Offences to 31.1% in Offences Against Property with Violence.

The total number of indictable offences detected was 32,400. Proceedings were taken in 27,215 cases, and the remaining 5,185 cases (col. 17 of Indictable Offences table) include cases dealt with under the Juvenile Liaison Scheme.

Offences Against The Person (Group 1)

Murder, Manslaughter, Dangerous Driving causing Death, Traffic Fatalities, Possession of Firearms with intent to Endanger Life, Assault and related offences comprise this Group.

In 1992 a total of 1,298 offences were recorded in this Group, a decrease of 9.5% on 1991. The detection rate was 77.4% (81.0% in 1991).

Offences recorded and detected in this Group 1988-1992

Year	Recorded	Detected
1988	2,144	1,787
1989	1,667	1,318
1990	1,631	1,348
1991	1,435	1,162
1992	1,298	1,005

The overall figure of 1,298 Offences Against the Person includes 479 (36.9%) committed in the D.M.A. where the detection rate was 65.3% (72.2%) in 1991.

Murder

There were 25 murders in 1992, five (5) of which remain unsolved. There were 7 cases of attempted murder.

Manslaughter

There were 17 cases of manslaughter in 1992.

Traffic Fatalities

There were 415 deaths arising from 384 fatal traffic accidents, a decrease of 30 deaths on the 1991 figure of 445. Eleven persons (9 in 1991) were charged with dangerous driving causing death and one person (2 in 1991) was charged with dangerous driving causing serious bodily injury.

Offences Against Property With Violence (Group II)

Offences of burglary, aggravated burglary, robbery, arson and serious malicious damage to property are included in this group. A total of 41,736 offences were recorded in 1992, an increase of 2.6% on 1991 and the detection rate was 31.1% (30.8% in 1991).

Offences recorded and detected in this Group, 1988-1992

Year	Recorded	Detected
1988	35,679	11,245
1989	35,395	11,191
1990	35,453	10,746
1991	40,676	12,530
1992	41,736	12,996

Of the total number of offences in this Group 20,469 (49.0%) were committed in the D.M.A. where the detection rate was 28.5% (30.2% in 1991).

Robbery and Aggravated Burglary

There were 2,559 robberies in 1992, an increase of 504 on the previous year. Aggravated burglaries at 1,409 increased by 230 from 1,179 in 1991. Firearms were used in 86 cases of robbery and 513 cases of aggravated burglary, an increase of 10 and 137 respectively, on the figures for 1991. These figures show an overall increase of 147 armed crimes compared to the previous year.

Arson and Malicious Damage

There were 5,381 cases of malicious damage of which 305 cases were arson; 2,662 (49.5%) were detected. In 1991 the total figure for arson was 231, showing an increase for 1992 of 32.0%.

Burglary

Offences of burglary numbered 32,149 of which 9,116 (28.4%) were detected. In 1991, a total of 31,991 offences of this nature were recorded showing an increase of 0.5% for 1992.

Larcenies Etc (Group III)

Larcenies, Forgeries and Frauds of various kinds comprise this Group. In 1992, 52,026 such offences were recorded and this shows an increase of 36 (0.1%) on the figure for 1991. A total of 18,077 (34.7%) of these offences were detected. In 1991 detections amounted to 34.0%.

Offences recorded and detected in this Group 1988-1992

Year	Recorded	Detected
1988	51,291	16,254
1989	49,223	15,805
1990	50,222	16,552
1991	51,990	17,668
1992	52,026	18,077

The overall figure of 52,026 offences recorded in this Group, includes 30,315 (58.3%) committed in the D.M.A. where detections totalled 8,501 (28.0%). In 1991 detections in the D.M.A. totalled 8,953 (28.8%). The number of larcenies from unattended vehicles at 15,816 shows a decrease of 427 (2.6%) on the figure for the previous year.

Other Indictable Offences (Group IV)

This is a miscellaneous crime group in which 331 offences were recorded. A total of 322 (97.3%) of these offences were detected.

When compared with 1991, the overall figure shows an increase of 26 (8.5%). Of the total number of offences recorded 130 (39.3%) were committed in the D.M.A. and 126 (96.9%) of these were detected.

Offences recorded and detected in this Group 1988-1992

Year	Recorded	Detected
1988	430	399
1989	507	467
1990	352	339
1991	305	293
1992	331	322

Cases Pending

There were 18,505 cases of Indictable Offences pending in the District Court and 738 cases were awaiting trial on 31st December 1992, as compared with 18,620 cases pending in the District Court and 556 cases awaiting trial on 31st December, 1991.

Convicted Persons 1992 (by Age Group)

A

Age groups of persons convicted or against whom the charge was held proved and order made without conviction, in respect of crimes which were pending on January 1st, 1992.

Under 14 years	208
14 and under 17 years	1,076
17 and under 21 years	2,613
21 years and over	4,429
Total	8,326

B

Age groups of persons convicted, or against whom the charge was held proved and order made without conviction, in respect of crimes which were reported during 1992.

Under 14 years	120
14 and under 17 years	1,145
17 and under 21 years	2,606
21 years and over	4,752
Total	8,623

Total (A) and (B)

Under 14 years	328
14 and under 17 years	2,221
17 and under 21 years	5,219
21 years and over	9,181
Total	16,949

Convicted Persons 1988-1992

Age groups of persons convicted, or against whom the charge was held proved and order made without conviction, in years 1988-1992.

Year	Under 14 yrs.	14 and under 17 yrs.	17 and under 21 yrs.	21 yrs. and over	Total
1988	598	3,407	5,665	9,854	19,524
1989	541	3,119	5,323	8,872	17,855
1990	601	3,110	5,546	8,718	17,975
1991	392	2,806	5,270	8,401	16,869
1992	328	2,221	5,219	9,181	16,949

Total number of persons and juveniles (under 17 years of age) convicted or against whom charge was held proved and order made without conviction in years 1988-1992.

Year	Total number of persons of all ages convicted*	Juveniles (under 17 years) convicted*
1988	19,524	4,005 (20.5%)
1989	17,855	3,660 (20.5%)
1990	17,975	3,711 (20.6%)
1991	16,869	3,198 (19.0%)
1992	16,949	2,549 (15.0%)

* This includes persons convicted for crimes recorded in 1992 and also for cases pending from previous year.

Misuse of Drugs

In 1992 the number of persons charged with offences under the Misuse of Drugs Acts 1977/84 increased to 3494 from 3088 in 1991. This shows an increase of 11.61%.

For the same period the number of seizures increased to 4262 from 3550 in 1991, showing an increase of 20%.

These increases, while significant, show a major reduction in the rate of increase for the previous two (2) years, which showed increases of approximately 50% in both seizures and charges in respect of each year.

Once again Cannabis Resin is the major drug of misuse and accounts for 77% of all drugs analysed at the Forensic Science Laboratory.

Other drugs which show notable increases in amounts seized are Cocaine, LSD, Heroin and Ecstasy. The Cocaine increase is accounted for by the fact that six (6) packages weighing almost 6.00kg, were washed ashore on the west and southwest of the country between March and May 1992. In the case of LSD one seizure at Dublin Airport accounted for 10,000 units. The amount of Heroin seized is the highest since 1986, and the misuse of Synthetics by opiate addicts continues.

The misuse of the Drug Methylenedioxymethamphetamine (MDMA), known on the street as Ecstasy first encountered here in 1991 continues to increase. While only 271 tablets of this drug were actually seized on 1992, there are several similar chemical compounds such as MA, MDA and MDEA, sold on the street as Ecstasy, resulting in 1338 tablets being seized.

The Customs Service, having established a National Drugs Team, again had a very successful year, and were responsible for many significant seizures. There is

ongoing liaison between the Garda Síochána and Customs Authorities, and exchange of information and joint operations have had successful results.

In 1992 the demand for talks and lectures to interested groups continued and such talks were delivered on 285 occasions.

Special courses on Drug Law Enforcement were again held during the year, and there is now a countrywide spread of expertise to deal with drug related matters in each Division.

Particulars of Drugs Seized in 1992

Type of Drug	Quantity Seized
Cannabis Resin	498.47Kg
Cannabis Herb	16.60Kg
Cannabis Plants	409
Cocaine	9.85Kg
Amphetamine	104.15g + 196t
Methyleamphetamine MA	86.63g
Methylenedioxyamphetamine MDA	780t
Methylenedioxymethamphetamine MDMA	271t + .225g
Methylenedioxyethamphetamine MDEA	287t
LSD	13431 Units
Morphine	304t
Heroin	793.70g
Synthetic Opiates and Narcotic Analgesics	1805t + 6,500ml
Benzodiazepines	1943t
Barbiturates	11t
Psilocin	68.42g

t = tablet

g. = gramme

kg. = kilogramme

ml. = millilitre

**Drug Offences -
Persons Charged 1992**

Division	No. of Persons Charged
D.M.A.	2,134
Carlow/Kildare	34
Cavan/Monaghan	3
Clare	23
Cork East	752
Cork West	36
Donegal	28
Galway West	58
Kerry	25
Laois/Offaly	9
Limerick	91
Longford/Westmeath	19
Louth/Meath	46
Mayo	4
Roscommon/Galway/East	2
Sligo/Leitrim	4
Tipperary	127
Waterford/Kilkenny	76
Wexford	23
TOTAL	3,494

Persons Charged

Nationality	Number
Irish	3,420
N. Irish	12
English	50
Dutch	6
Spanish	2
Cuban	1
Philipino	1
Ghanian	1
N. American	1
TOTAL	3,494

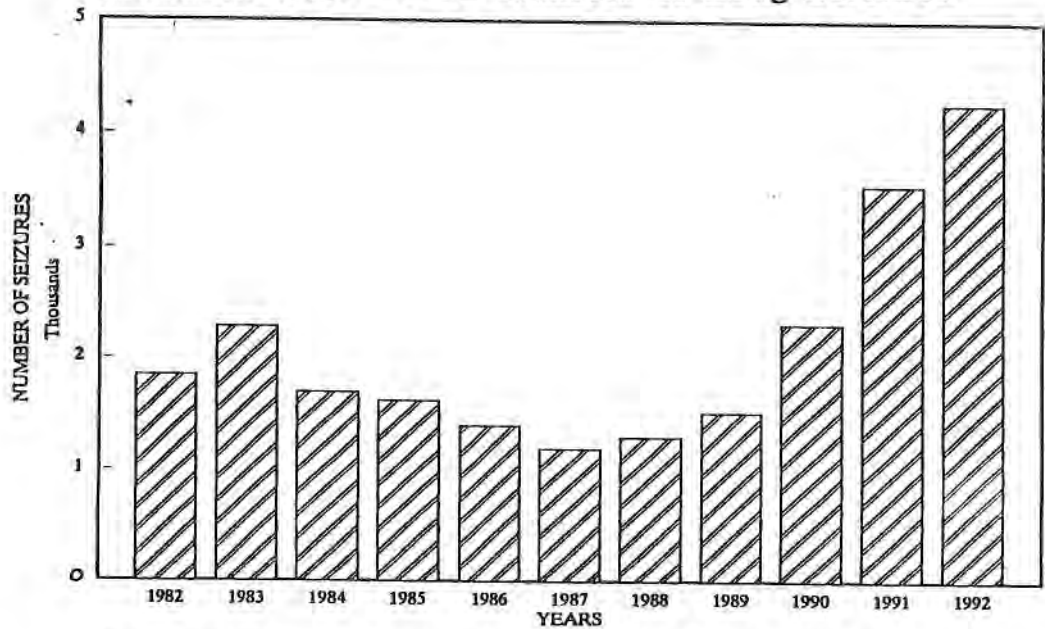
Type of Drug	No. of Persons
Cannabis Resin	2,643
Cannabis Resin/Cannabis	25
Cannabis Resin/Heroin	10
Cannabis Herb	71
Heroin	91
Morphine	65
Cocaine	11
LSD	48
Psilocin	12
Barbiturates	2
Amphetamine	49
Methylamphetamine MA	4
MDMA (Ecstasy)	31
MDEA	14
MDA	16
Benzodiazepines	31
Synthetic Narcotics and Narcotic Analgestics	105

Other Offences

Importation	107
Forged Prescriptions	49
Cultivation of Cannabis Plants	19
Allow Premises to be used for Drug Abuse	31
Obstruction	60

TOTAL 3494

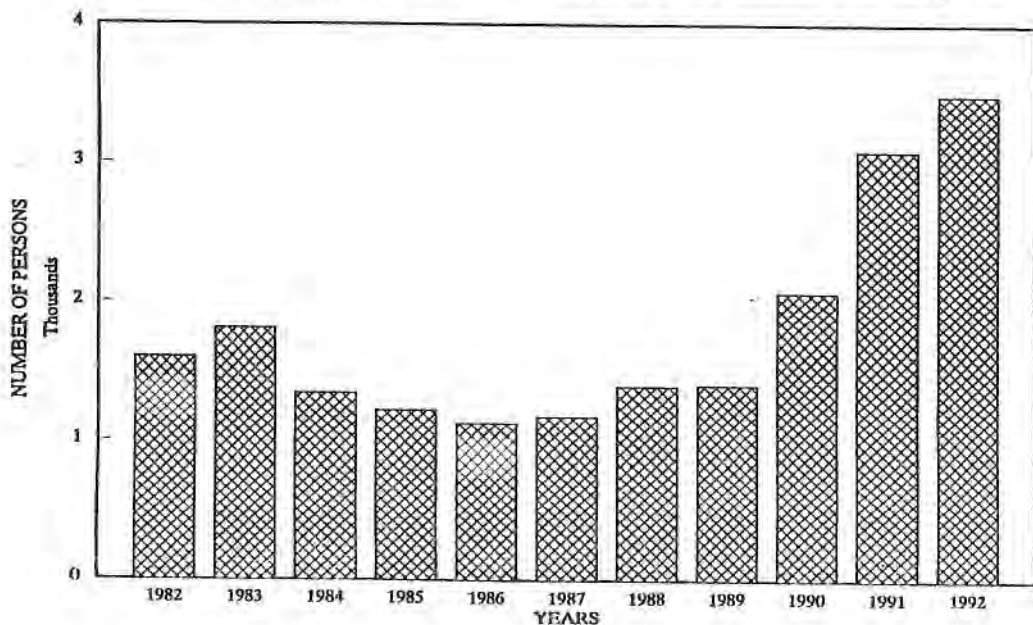
Ireland. 1982 - 1992 Number of Drug Seizures



Drug Offences 1992 Age Group of Persons Charged

Under 17 years		17 and under 21 years		21 years and over	
Male	Female	Male	Female	Male	Female
5	0	721	117	2,271	380

Ireland. 1982 - 1992 Number of Persons Charged



Stolen Motor Vehicle Investigation Unit

The number of motor vehicles circulated as stolen throughout the country for the year 1992 was 1,499. This was a decrease of 15.97% (288) on the same period in 1991. The following is a breakdown of the statistics for the year.

Type	Number	Value
Motor Cars	1045	£3,650,236
Motor Cycles	306	£ 275,935
Lorries	17	£ 113,550
Vans	131	£ 711,422
Total	1,499	£4,751,143

Stolen vehicles to the value of £275,865 were recovered during the year.

In 1992 a total of 12,072 vehicles were reported taken. A total of 8,563 unauthorised takings were reported in the D.M.A.

The Stolen Motor Vehicle Unit is engaged in the investigation of the larceny of motor vehicles, Caravans, Machinery and Plant and also into the investigation of insurance frauds. The Unit also liaises with other Police Car Squads especially the R.U.C. and Scotland Yard. The unit, at the moment, consists of 1 Detective Sergeant and 4 Detective Gardai.

During the year the unit has identified 147 vehicles as stolen which were bearing false plates.

The following is a breakdown of the vehicles identified.

Stolen in the State and recovered here	70
Stolen in the U.K. and recovered here	29
Stolen in Northern Ireland and recovered here	21
Stolen here and recovered in Northern Ireland	27
In addition a total of 123 vehicles bearing false plates were identified as smuggled.	

Missing Persons

Div. H.Q.	A	B	C	D	E
D.M.A.	1137	7	517	-	-
Naas	20	-	5	-	-
Monaghan	3	-	32	-	-
Ennis	14	4	14	-	-
Cork	26	-	11	-	-
Bandon	5	3	2	-	-
Letterkenny	38	-	14	-	-
Galway	2	-	23	-	-
Tralee	20	2	15	-	-
Portlaoise	5	-	2	-	-
Limerick	46	2	9	-	-
Mullingar	-	-	17	-	-
Dundalk	57	2	21	-	-
Roscommon	-	-	-	-	-
Sligo	1	-	-	-	-
Thurles	5	1	1	-	1
Waterford	97	3	13	-	1
Wexford	14	-	4	-	-
Castlebar	7	2	-	-	-
TOTAL	1497	26	700	-	2

(A) = Number of "acceptable" persons reported missing.

(B) = Number of "acceptable" persons untraced.

(C) = Number of persons reported missing who were not "acceptable".

(D) = Number of unidentified persons found.

(E) = Number of unidentified bodies found.

"Acceptable" means

(a) persons under 18 years

(b) aged persons

(c) physically or mentally handicapped

(d) in circumstances where the disappearance gives rise to fears for the persons physical or moral safety

Sub Aqua Unit

1 Number of search operations for missing persons	34
2 Number of bodies located and recovered	18
3 Number of search operations in connection criminal operations	18
4 Number of security operations and searches	18
5 Number of days on training	30
6 Property recovered included firearms, knives, stolen property, cars, hammers, clothing and corroborating evidence.	

The Emergency 999 Service

During the year a total of 206,985 emergency 999 calls were received by the Garda.

Dublin Metropolitan Area	165,313
Cork City	27,392
Dundalk	3,966
Limerick	3,868
Galway	3,265
Waterford	2,358
Letterkenny	425
Portlaoise.	398

Scenes of Crime Examination

Total number of scenes visited by Scenes of Crime Examiners from Fingerprints Section	616
Total number of Fingerprint Identifications of Suspects	1961
Total number Scenes of Crime visited by members from Ballistics Section.	385

These figures are for first time visits only and do not include numerous subsequent follow up visits to many murder and other serious crime scenes

There were a further 12 visits to locations for examinations re: Security checks, mainly in relation to E.C. matters and visits of V.I.P's.

The total number of cases received into the Section for the year was 935 (an increase of 84 over last years figure of 851). Total number of exhibits received into the Section were 71,707.

Forensic Science

In 1992 the Forensic Science Laboratory dealt with a total of 6,248 cases. Of these 4,262 involved drugs seizures and the remaining 1986 involved murder, rape, hit-and-run accidents, fires, armed robberies, etc.

There were approximately 30,000 separate exhibits brought to the Laboratory for testing.

124 cases involving the suspected use of firearms were referred to the Laboratory and these cases involved 1,442 separate exhibits.

There were 49 cases involving the suspected use of explosives which had a total of 223 separate exhibits.

Murders Recorded and Detected in 1992 by Division

Division	Recorded	Detected
Carlow/Kildare	-	-
Cavan/Monaghan	-	-
Cork East	1	1
Cork West	-	-
Clare		
Donegal	1	1
Dublin Metropolitan Area:		
--Northern	5	3
--North Central	-	-
--South Central	-	-
--Southern	6	5
--Eastern	2	2
Galway West	2	2
Kerry	-	-
Laois/Offaly	1	1
Limerick	-	-
Longford/Westmeath	-	-
Louth/Meath	1	
Mayo	2	2
Roscommon/Galway East	-	-
Sligo/Leitrim	2	1
Tipperary	1	1
Waterford/Kilkenny	-	-
Wexford	1	1
TOTALS	25	20

Age Analysis of Murdered persons - 1992

Age in Years	Number of Persons
0-9	2
10-14	-
15-16	1
17-20	1
21-29	9
30-64	11
65-74	-
74-99	1

**Total Number of Arms,
Ammunition and
Explosives
Seized by Gardai
From
1.1.1992 - 31.12.1992**

68	AK.47 Assault Rifles
1	H & K Rifle
57	Pistols
172	Shotguns
53	Rifles
26	Revolvers
29	Imitation Firearms
1	DSHK Machine Gun
1	GPMG 3 Machine Gun
4	GPMG Machine Guns
2	Flare Guns
2	Stun Guns
7	Crossbows
9263	Cartridges
18353	Rounds of 7.62 x 51 mm Ammunition
30384	Rounds of 7.62 x 39 mm Ammunition
18635	Rounds of Assorted Ammunition
3025	Rounds of 12.7 mm Ammunition
61	Magazines
83	Bayonets
6	Flares

7	Hand Grenades (Old World War 1 Type)
4	Hand Grenade (Pre World War II)
1	Imitation Hand Grenade
1	Firing Pack
10	Metres of Wire
12	Metres of Detonating Cord
6	Pints of Nitrobenzine (1.96Litres)
5234.5	Lbs. of HME Explosives (2374.36Kgs.)
7	Sticks of Gelignite
9.75	Lbs. of Semtex (4.42 Kgs.)
76	Sticks of Frangex Explosive
125.5	Ft. of Cordtex (38.25 Mtrs.)
5	T.P.U.
1	Mercury Tilt Switch
150	Detonators
28	Incendiaries
5	"ICOM" Radio Transmitters
4	Artillery Mortars
3	Mark 10 Mortars
2	Mark 12 Mortars
1	Mark 13 Mortars
7	Mark 6 Launch Tubes
1	Mark 10 Launch Tubes
1	P.R.I.G.
3	Mark 12 Launch Tubes
6	Launch Tubes for IPG (Improvised Projected Grenade)
5	Base Plates for Mark 6 Mortar
1	MK 5/6 Mortar Launcher
9	Walkie Talkies
13	Bunkers
5	Tripods

Assortment of other Ancillary
Equipment

Garda Juvenile Diversion Programme

Totals since inception of Scheme (1963) up to 31/12/92

	D.M.A.	Outside D.M.A.	Total	
Individual Juvenile Offenders Included in the Programme	Male	18,804	25,172	43,976
	Female	3,731	4,876	8,607
	Total	22,535	30,048	52,583
Prosecuted having been cautioned previously	2,751	2,945	5,696 *	

* This figure represents juveniles who were included in the programme, but despite the opportunity afforded to them, re-offended and were prosecuted. The figure of 5,696 represents 10.8% of all those dealt with under the Programme, resulting in an aggregate success rate of 89.2% since inception.

Crime committed by juveniles reported to the National Juvenile Office during 1992

	D.M.A.	Outside D.M.A.	Total
Individual Juvenile Offenders Included in the Programme	5,731	6,079	11,450

Each crime/offence reported to this Office is shown in this and attached Tables as "Referrals". Some juveniles would have been referred here more than once and therefore, the number of Referrals will always be higher or equal to the number of actual individual offenders.

	D.M.A.	Outside D.M.A.	Total	
Number of Offenders Referred	Male	18,804	25,172	43,976
	Female	3,731	4,876	8,607
	Total	22,535	30,048	52,583

Other Activities of Juvenile Liaison Officers

Activity	D.M.A.	Outside	Total	
Clubs	Visits to	2,159	2,755	4,914
	Talks Given	444	524	968
Schools (excl. Schools Programme)	Visits to	2,674	2,437	5,111
	Talks Given	1,098	1,377	2,475
Adult Groups - Talks Given	284	629	913	
Meetings Attended	2,118	1,999	4,117	

Details of how 1992 Referrals were disposed of:
(No. of individual offenders in brackets)

Manner of Disposal	Sex	D.M.A.	Outside	Total
Prosecuted Initially	Male	1,339 (575)	189 (163)	1528 (738)
	Female	94 (51)	7 (7)	101 (58)
Prosecuted on direction from N.J.O.	Male	704 (496)	679 (447)	1383 (943)
	Female	110 (72)	85 (57)	195 (129)
Total Number of Juveniles Prosecuted	Male	2043 (1071)	868 (610)	2911 (1681)
	Female	204 (123)	92 (63)	296 (186)
	Total	2247 (1194)	960 (673)	3207 (1867)
Formal Caution	Male	606 (547)	1070 (961)	1676 (1508)
	Female	103 (99)	158 (145)	261 (244)
Informal Caution	Male	1181 (1109)	1774 (1684)	2955 (2793)
	Female	313 (299)	440 (427)	753 (726)
Total Number of Juveniles Cautioned	Male	1787 (1656)	2844 (2645)	4631 (4301)
	Female	416 (398)	598 (572)	1014 (970)
	Total	2203 (2054)	3442 (3217)	5645 (5271)
No Further Action		179 (179)	158 (157)	337 (336)
Pending		742 (247)	1519 (797)	2261 (1044)
Total		5371 (3674)	6079 (4844)	11450 (8518)

Details of Supervision following Caution (Intensive Supervision)

Following Formal Caution	Male	146	198	344
	Female	23	29	52
Following Informal Caution	Male	34	22	56
	Female	4	7	11
Number under Intensive Supervision		207	256	463
Interviews/Visits with Above Supervisees		4209	3602	7811

Details of Supervision following Caution (Regular Supervision)

	Sex	D.M.A.	Outside	Total
Following Formal Caution	Male	400	778	1,178
	Female	78	121	199
Following Informal Caution	Male	296	406	702
	Female	76	77	153
Number under Regular Supervision		850	1382	2,232
Interviews/Visits with Above Supervisees		9386	17192	26,578

Juveniles Cautioned Where No Supervision Was Afforded

Male	776	1241	2,017
Female	213	338	551
Total	989	1,579	2,568

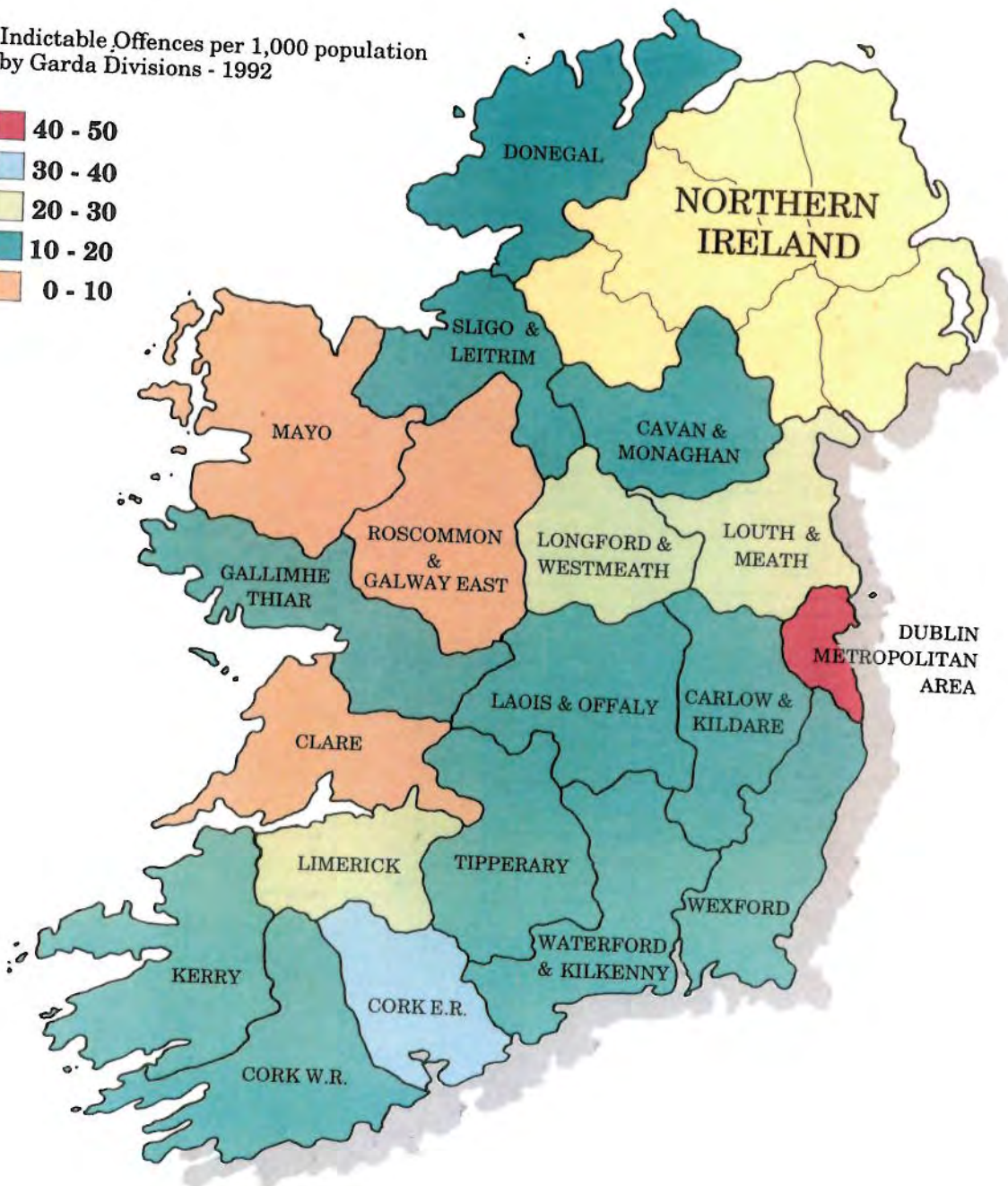
Juvenile Offenders Cautioned During 1992


Including 1991 cases outstanding at 1/1/92 (No. of individual offenders in brackets)

Type of Caution	Sex	D.M.A.	Outside	Total
Formal	Male	768 (701)	1442 (1302)	2210 (2003)
	Female	135 (130)	204 (187)	339 (317)
Informal	Male	1377 (1302)	2065 (1967)	3442 (3269)
	Female	358 (344)	502 (489)	860 (833)
Total Cautioned	Male	2145 (2003)	3507 (3269)	5652 (5272)
	Female	493 (474)	706 (676)	1199 (1150)
	Total	2638 (2477)	4213 (3945)	6851 (6422)

Divisions of An Garda Síochána

Indictable Offences per 1,000 population
by Garda Divisions - 1992

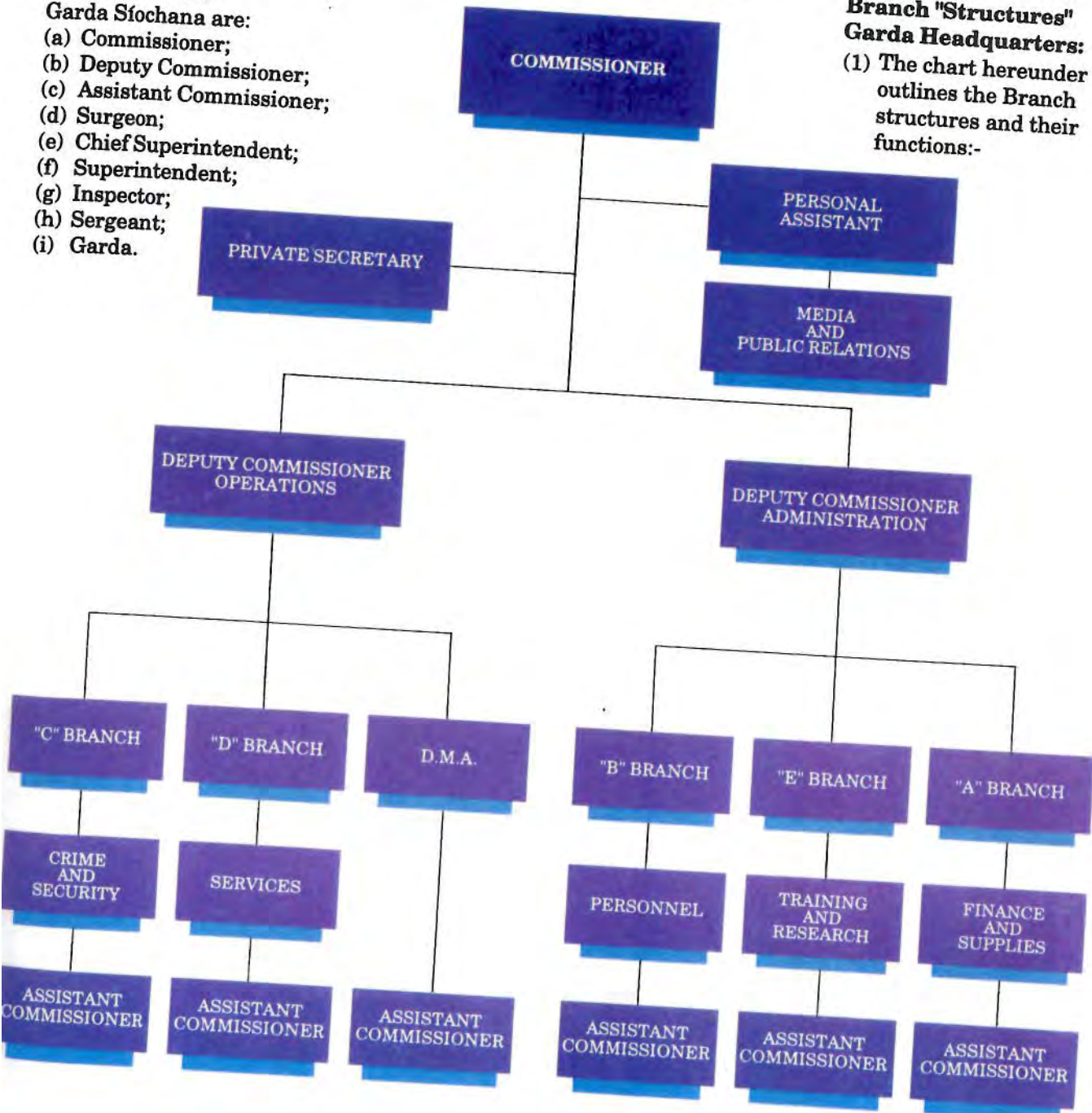




AN GARDA SÍOCHÁNA

Establishment:
The ranks in the Garda Síochána are:
(a) Commissioner;
(b) Deputy Commissioner;
(c) Assistant Commissioner;
(d) Surgeon;
(e) Chief Superintendent;
(f) Superintendent;
(g) Inspector;
(h) Sergeant;
(i) Garda.

**Branch "Structures"
Garda Headquarters:**
(1) The chart hereunder outlines the Branch structures and their functions:-



Indictable offences recorded and detected by Garda Divisions

DIVISION	GROUP I Offences Against the person		GROUP II Offences Against Property with Violence	
	Rec.	Det.	Rec.	Det.
Carlow/Kildare	52	45	1381	419
Cavan/Monaghan	24	22	533	242
Cork East	158	133	4,725	1,660
Cork West	48	43	642	237
Clare	13	9	345	104
Donegal	34	25	760	340
D.M.A. Northern	124	86	4,728	1,331
North Central	89	52	2,895	870
South Central	80	49	3,398	1,123
Southern	126	80	5,469	1,494
Eastern	60	46	3,979	1,017
Galway West	31	22	1,115	426
Kerry	32	25	830	280
Laois/Offaly	27	25	618	230
Limerick	58	48	1,633	467
Longford/Westmeath	15	10	1,120	291
Louth/Meath	73	58	2,616	617
Mayo	37	35	371	140
Roscommon/Galway East	16	14	489	239
Sligo/Leitrim	21	17	449	141
Tipperary	72	68	1118	478
Waterford/Kilkenny	55	49	1,204	389
Wexford	53	44	1,318	461
TOTAL	1,298	1,005	41,736	12,996
CITY AREAS				
Dublin Metropolitan	479	313	20,469	5,835
Cork	90	71	3,546	1,279
Limerick	42	34	1,284	394
Galway	19	12	792	273
Waterford	23	19	499	150

An Garda Síochána Report on Crime 1992

and five principal city areas - year ended 31st December, 1992

GROUP III Larcenies etc.		GROUP IV Other indictable offences		Total indictable offences	% variation on 1991 figures	No. of detections for 1992
Rec.	Det.	Rec	Det.			
1,082	571	2	2	2,517	- 11.6	1,037 (41.2%)
506	271	3	3	1,066	+ 14.6	538 (50.5%)
5,673	2,306	40	38	10,596	+ 19.6	4,137 (39.0%)
597	264	41	41	1,328	- 2.4	585 (44.1%)
359	167	2	2	719	- 10.2	282 (39.2%)
587	322	12	12	1,393	+ 8.3	699 (50.2%)
3,931	1,106	30	30	8,813	- 8.7	2,553 (29.0%)
8,028	2,511	35	35	11,047	+ 1.8	3,468 (31.4%)
8,884	2,156	34	32	12,396	- 0.1	3,360 (27.1%)
5,550	1,559	20	18	11,165	+ 1.1	3,151 (28.2%)
3,922	1,169	11	11	7,972	- 5.5	2,243 (28.1%)
1,294	574	5	5	2,445	+ 4.0	1,027 (42.0%)
1,035	393	1	1	1,898	+ 16.8	699 (36.8%)
535	271	7	7	1,187	- 4.4	533 (44.9%)
2,115	903	3	3	3,809	+ 7.4	1,421 (37.3%)
1,226	519	1	1	2,362	+ 1.2	821 (34.8%)
2,139	761	45	42	4,873	+ 7.2	1,478 (30.3%)
417	249	3	3	828	+ 0.1	427 (51.6%)
440	259	8	8	953	+ 3.0	520 (54.6%)
346	135	4	4	820	- 13.1	297 (36.2%)
1013	482	8	8	2,211	- 5.1	1,036 (46.9%)
1,058	566	3	3	2,320	- 8.8	1,007 (43.4%)
1,289	563	13	13	2,673	- 1.8	1,081 (40.4%)
52,026	18,077	331	322	95,391	+ 1.0	32,400 (34.0%)
30,315	8,501	130	126	51,393	- 1.9	14,775 (28.7%)
4,690	1,888	29	27	8,355	+ 25.3	3,265 (39.1%)
1,866	807	3	3	3,195	+ 7.4	1,238 (38.7%)
1,030	461	2	2	1,843	+ 3.8	748 (40.6%)
564	347			1,086	- 1.9	516 (47.5%)

Indictable Offences which became known to the

Nature of offences	No. of Offences reported or known	No. of Offences in which Criminal Proceedings were		Result of proceedings						
		Commenced	Informations refused	Convicted	Dealt with on indictment and				Committed for Trial and still awaiting Trial	Convicted
					Acquitted	Found insane & incapable of Pleading	Nolle Prosequi entered	Adjourned Sine Die or otherwise disposed of		
(1)	(2)	(3)	(4)	(5)	(6)	(7)	(8)	(9)	(10)	(11)
Group I Offences Against the Person										
1. Murder (of persons aged above one year)	24	11		2					3	
2. Murder (of infants aged one year and under)	1									
3. Infanticide										
4. Attempts to Murder	7	3							2	
5. Threats, Conspiracy or Incitement to Murder	2									
6. Manslaughter (other than Traffic Fatalities)	17	10		6					2	
7. Manslaughter (Traffic Fatalities)										
8. Dangerous Driving causing Death	12	11		2					3	1
9. Dangerous Driving causing serious bodily harm	3	1		1						
10. Wounding and Other Acts endangering life (Felonies)	73	41		4	1				5	1
11. Wounding and Other Acts endangering life (Gardai on duty)	4	2								
12. Assault, wounding & other like offences (Misdemeanours)	488	298		14	1				15	64
13. Assault, wounding & other like offences (Gardai on Duty)	70	62		3					2	28
14. Endangering Railway Passengers										
15. Intimidation and Molestation	1	1								
16. Intimidation by threatening letters, notices etc.	9									
17. Cruelty to or neglect of children (on indictment)	2	2								
18. Abandoning children under two years										

Gardai during the year ended 31st December, 1992

in cases

Dealt with Summarily and

Number (by Sex and Age Groups) of Persons convicted or against whom the Charge was held proved and Order made without conviction

Dismissed (12)	Charge proved & order made without Conviction (13)	Charge Withdrawn (14)	Adjourned Sine Die or otherwise disposed of (15)	Still Pending in District Court (16)	Crime for which the perpetrators were detected but for which no proceedings are shown (17)	(18)		(19)		(20)		(21)		Total (22)
						Under 14 Years (M) (F)	14 and under 17 years (M) (F)	17 and under 21 years (M) (F)	21 years and over (M) (F)					
				6	8							2		2
					1									
				1										
				2	7			1		3		3		7
				5				1		1		1		3
	1	1		28	11					2		4		6
				2	1									
8	3	8		185	57	1		3		31	2	49	3	89
1			1	27	4					4		21	1	36
				1										
					3									
				2										

Indictable Offences which became known to the

Nature of offences	No. of Offences reported or known	No. of Offences in which Criminal Proceedings were		Result of proceedings						
		Commenced	Informations refused	Convicted	Acquitted	Found insane & incapable of Pleading	Nolle Prosequi entered	Adjourned Sine Die or otherwise	Committed for Trial and still awaiting Trial	Convicted
(1)	(2)	(3)	(4)	(5)	(6)	(7)	(8)	(9)	(10)	(11)
19. Child Stealing										
20. Procuring Abortion										
21. Concealment of Birth										
22. Unnatural Offences	31	17							1	1
23. Rape	127	63		4			1		18	
24. Indecent Assault on females	300	160		6	1		3		10	18
25. Defilement of Girls under 15 years	23	6		1					2	1
26. Defilement of Girls between 15 and 17 years	7	4		1						1
27. Incest	11	5		1						
28. Procuration										
29. Abduction	3	1								
30. Bigamy										
31. Kidnapping										
32. False imprisonment	21	8		2					1	1
33. Possession of Firearms with intent to Endanger life	16	13		1					2	2
34. Use of Firearms to resist arrest or aid escape	1									
35. Possession of Firearms or ammunition in suspicious circumstances	32	27		6					5	
36. Carrying Firearms with Criminal intent	13	6								2
TOTAL GROUP I	1,298	752		54	3		4		71	120

Gardai during the year ended 31st December, 1992

in cases						Number (by Sex and Age Groups) of Persons convicted or against whom the Charge was held proved and Order made without conviction								
Dealt with Summarily and														
Dismissed (12)	Charge proved & order made without Conviction (13)	Charge Withdrawn (14)	Adjourned Sine Die or otherwise disposed of (15)	Still Pending in District Court (16)	Crime for which the perpetrators were detected but for which no proceedings are shown (17)	(18)		(19)		(20)		(21)		(22) Total
						Under 14 Years (M)	(F)	14 and under (M)	(F)	17 and under 21 years (M)	(F)	21 years and over (M)	(F)	
				15	9							2		2
				40	37					2		2		4
		4		118	80							24		24
				2	17							2		2
				2	3							2		2
				4	6							1		1
				1	1									
				4	4			1		1		5		7
	1			7								4		4
				16	3					1		7		3
				4	1			1		2		2		5
9	5	13	1	472	253	1		7		57	2	132	4	203

Indictable Offences which became known to the

Nature of offences	No. of Offences reported or known	No. of Offences in which Criminal Proceedings were		Result of proceedings						
		Commenced	Informations refused	Convicted	Acquitted	Found insane & incapable of Pleading	Nolle Prosequi entered	Adjourned Sine Die or otherwise	Committed for Trial and still awaiting Trial	Convicted
(1)	(2)	(3)	(4)	(5)	(6)	(7)	(8)	(9)	(10)	(11)
Group II Offences against property with violence										
37. Burglary	32,149	7,952		164	6		2	1	205	2,185
38. Aggravated Burglary	1,409	411		10			1	1	33	25
39. Robbery	2,473	542		18					32	69
40. Robbery with Arms	86	15		1					2	
41. Assaulting dwelling-houses by firing shots into them or by use of explosives	8	2								1
42. Threatening to publish or publishing with intent to extort										
43. Arson	305	88		1					4	24
44. Killing and Maiming Cattle	2	1								1
45. Malicious damage to Schools	232	40							2	13
46. Other malicious injury to property	4,844	2,042		33	1			1	24	588
47. Causing an explosion likely to endanger life or damage property	2	1								
48. Attempting to cause an explosion	1									
49. Possession of explosive substance	5	5							2	
50. Making Explosives										
51. Interference with Railway	2									
52. Unlawful seizure of Aircraft										
53. Unlawful seizure of vehicles	24	6							2	
54. Unlawful possession of house-breaking implements	194	172					2		2	30
TOTAL GROUP II	41,736	11, 277		227	7		5	3	308	2,931

Arrests during the year ended 31st December, 1992

Number of cases						Number (by Sex and Age Groups) of Persons convicted or against whom the Charge was held proved and Order made without conviction									
Dealt with Summarily and					Still Pending in District Court	Crime for which the perpetrators were detected but for which no proceedings are shown	(18)		(19)		(20)		(21)		(22)
Dismissed	Charge proved & order made without Conviction	Charge Withdrawn	Adjourned Sine Die or otherwise	Charge proved & order made without Conviction			Under 14 Years		14 and under 17 years		17 and under 21 years		21 years and over		
(12)	(13)	(14)	(15)	(16)	(17)	(M)	(F)	(M)	(F)	(M)	(F)	(M)	(F)		
54	48	63	12	5,212	1,164	48		528	22	1,002	28	1,284	29	2,941	
	1	2	3	335	11	1		3		7		32		43	
	1	6	1	415	30	3		11		36		54		104	
				12	1										
				1								1		1	
												1		1	
1	1			57	30			8		11		7		26	
					1							1		1	
	1			24	47	4		5		6		2		17	
17	33	39	13	1,298	415	10		88	1	307	6	352	26	790	
				1											
				3											
					1										
				4											
2	1	1	1	133	19	1		5		8		21		35	
74	86	111	30	7,495	1,719	67		648	23	1,377	34	1,755	55	3,959	

Indictable Offences which became known to the

Nature of offences	No. of Offences reported or known	No. of Offences in which Criminal Proceedings were		Result of proceedings						
		Commenced	Informations refused	Convicted	Acquitted	Found insane & incapable of Pleading	Nolle Prosequi entered	Adjourned Sine Die or otherwise	Committed for Trial and still awaiting Trial	Convicted
(1)	(2)	(3)	(4)	(5)	(6)	(7)	(8)	(9)	(10)	(11)
Group III Larcenies etc.										
55. Larceny from the Person	5,691	782		12					15	135
56. Larceny of Motor Vehicles and Accessories	2,370	161		4					4	33
57. Larceny of Pedal Cycles	831	274		1					4	58
58. Larceny from Unattended Vehicles	15,816	2,567	1	52			3		20	586
59. Other Larcenies	21,463	6,857	1	79	3		1	3	115	1,444
60. Embezzlement	48	39							2	8
61. Obtaining of Goods by false pretences	537	355		2			1		12	99
62. Other Frauds	454	279		6			1		16	84
63. Forgery and Uttering	3,370	2,293		62	1				57	715
64. Receiving Stolen Goods	1,430	1,301		17			2		43	270
65. Post Office Act - Offences Against	16	9								1
66. Coinage Act - Offences Against										
TOTAL GROUP III	52,026	14,917	2	235	4		8	3	288	3,433

Gardai during the year ended 31st December, 1992

in cases Dealt with Summarily and						Number (by Sex and Age Groups) of Persons convicted or against whom the Charge was held proved and Order made without conviction								
Dismissed (12)	Charge proved & order made without Conviction (13)	Charge Withdrawn (14)	Adjourned Sine Die or otherwise disposed of (15)	Still Pending in District Court (16)	Crime for which the perpetrators were detected but for which no proceedings are shown (17)	(18)		(19)		(20)		(21)		(22) Total
						Under 14 Years (M)	(F)	14 and under 17 years (M)	(F)	17 and under 21 years (M)	(F)	21 years and over (M)	(F)	
3	5	3	4	605	52			20	1	39	5	91	3	159
8	2	2		108	59			13		12		26		51
1	3	9		198	100	2		28		18		18	1	67
5	18	17	9	1,856	412	13		140		295	1	281	1	731
68	83	91	22	4,947	2,221	26	7	169	49	362	127	824	319	1,883
	1	2		26	6					1		5	3	9
3	2	1		235	38					15	2	82	14	113
5	9	2	1	155	10					7		83	11	101
24	36	9	9	1,380	127	4		8	3	135	32	578	123	883
12	8	14	2	933	129			11	1	56	11	232	36	347
				8	6							1		1
129	167	150	47	10,451	3,160	45	7	389	54	940	178	2,221	511	4,345

Indictable Offences which became known to the

Nature of offences	No. of Offences reported or known	No. of Offences in which Criminal Proceedings were		Result of proceedings						
		Commenced	Informations refused	Convicted	Acquitted	Found insane & incapable of Pleading	Nolle Prosequi entered	Adjourned Sine Die or otherwise	Committed for Trial and still awaiting Trial	Convicted
(1)	(2)	(3)	(4)	(5)	(6)	(7)	(8)	(9)	(10)	(11)
Group IV Other indictable offences										
67. Official Secrets Act										
68. Treason Act 1939 - Offences Against										
69. Offences Against The State Act 1939 breaches of	1	1								
70. Riot or Unlawful Assembly	1	1								
71. Indecent Exposure (Public Indecency)	25	15		1						2
72. Public Mischief	16	12		2					5	
73. Conspiracy	24	13		1						7
74. Other Indictable Offences	264	227		47			1	1	66	43
TOTAL GROUP IV	331	269		51			1	1	71	52
GRAND TOTALS	95,391	27,215	2	567	14		18	7	738	6,536

Gardai during the year ended 31st December, 1992

in cases						Number (by Sex and Age Groups) of Persons convicted or against whom the Charge was held proved and Order made without conviction								
Dealt with Summarily and				Still Pending in District Court	Crime for which the perpetrators were detected but for which no proceedings are shown	(18)		(19)		(20)		(21)		(22)
Dismissed	Charge proved & order made without Conviction	Charge Withdrawn	Adjourned Sine Die or otherwise disposed of			Under 14 Years	14 and under 17 years	17 and under 21 years	21 years and over	Total				
(12)	(13)	(14)	(15)	(16)	(17)	(M)	(F)	(M)	(F)	(M)	(F)	(M)	(F)	(22)
				1										
				1										
				12	3							3		3
				5	4					1		1		2
				5	11			1		4	2	6	1	14
		3	3	63	35			22	1	10	1	58	5	97
		3	3	87	53			23	1	15	3	68	6	116
212	258	277	81	18,505	5,185	113	7	1,067	78	2,389	217	4,176	576	8,623

Value of Property Stolen and Recovered in 1992

- 1 Offences against property with violence (lines 37 to 40 inclusive of the table of indictable offences for 1992)
- 2 Larcenies etc. offences against property without violence (lines 55 to 59 incl, of table of indictable offences for 1992)

	Total value of Property	
	Stolen	Recovered
1992	£44,680,991	£3,660,936 (8.2%)
1991	£40,017,443	£3,172,204 (7.9%)

	(1) No. of offences against property with violence	(2) No. of larcenies, etc.
Less than £10	965	2,487
£10 and less than £50	4,008	9,978
£50 and less than £100	3,251	7,955
£100 and less than £200	4,252	9,189
£200 and less than £300	2,936	5,339
£300 and less than £400	2,413	2,667
£400 and less than £500	1,941	1,568
£500 and less than £1,000	4,539	3,299
£1,000 and less than £5,000	4,659	2,717
£5,000 and over	709	591
Total No. of Crimes in which property was stolen	29,673	45,790
Total Value of Property Stolen	£26,259,919	£18,421,072
Total Value of Property recovered	£1,769,971	£1,890,965
Total No. of Cases in which no property was stolen	6,444	381

Non-Indictable Offences by Division Year Ended 31st December 1992

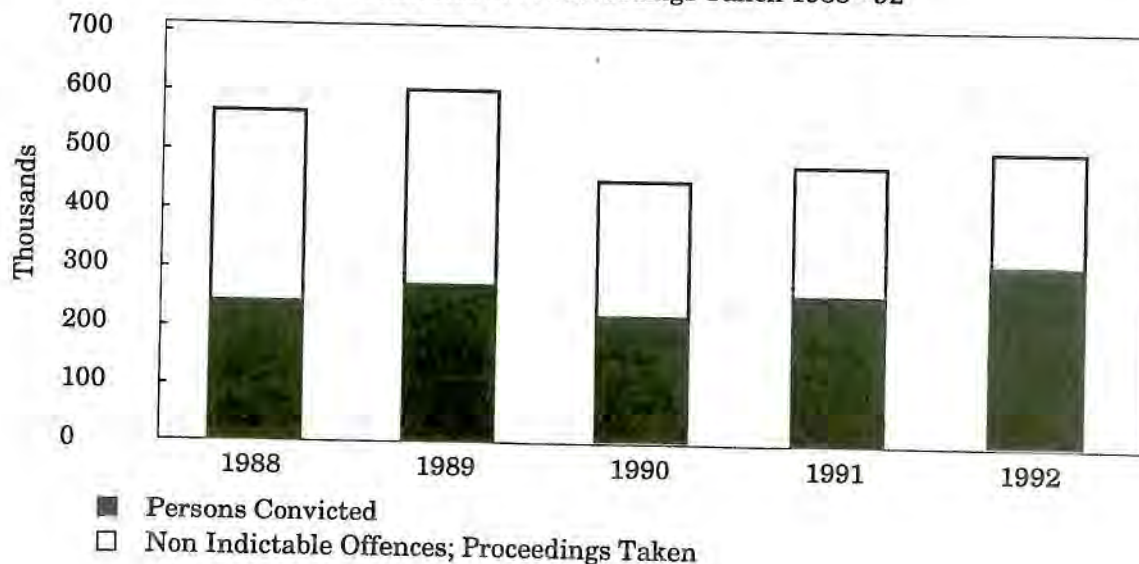
Division	Total No. of Offences in which proceedings were taken
Carlow/Kildare	17,901
Cavan/Monaghan	11,530
Cork East	38,250
Cork West	9,376
Clare	9,690
Donegal	8,605
Dublin Metropolitan Area:	232,940
Galway West	10,603
Kerry	14,556
Laois/Offaly	15,042
Limerick	18,679
Longford/Westmeath	9,812
Louth/Meath	26,854
Mayo	6,882
Roscommon/Galway East	9,209
Sligo/Leitrim	8,452
Tipperary	12,353
Waterford/Kilkenny	15,659
Wexford	10,955
TOTAL	487,348

The following table shows a breakdown of the principal offences for which proceedings were taken.

Type of Offences	Number of Offences in which proceedings were taken
Highway Acts (Road Traffic Acts, Road Transport Acts and Road Acts)	432,503
Intoxicating Liquor Laws	22,471
Assaults	7,909
School Attendance Act	49
Control of Dogs Act	262
Malicious Damage	1,842
Street Trading Acts	1,692
Vagrancy Acts	185
Drug Offences	4,160
Dublin Metropolitan Police Acts	2,533
Other	13,742

Non Indictable Offences

Persons Convicted And Proceedings Taken 1988 - 92



**Analyses of aggravated burglaries where
Lines 38 and 40 table of**

	House/ Flat	Bank	P.O.	Betting Office	Licensed Premises	Amuse- ment Centre	Shop/ Stall	Garage	Petrol Station
Carlow/Kildare	3		1				3	1	
Cavan/Monaghan			1				1		
Clare					1				
Cork East		5	1				8		1
Cork West									
Donegal		1			1		1		
D.M.A. Northern	5	1	6	9	9	1	32	5	3
North Central		3	7	22	10	3	24		3
South Central	1	10	2	4	7	1	12		1
Southern	9	1	10	3	4	2	22	3	2
Eastern		2	1	2	1		12	3	2
Galway West	1	1					1		1
Kerry			1				3		
Laois/Offaly	2								
Limerick	2	1					3		1
Longford/Westmeath	3		1	1			2		1
Louth/Meath	5	4	7	2	2	1	8		1
Mayo									
Roscommon/Galway East									
Sligo/Leitrim		1					1		
Tipperary								1	2
Waterford/Kilkenny	1	3							1
Wexford	2	3					1		
	34	36	38	43	35	8	134	13	19

Cash analysis of aggravated burglaries where

Up to £99.99	1	1		1	8		31	6	2
£100 to £499.99	6	1		29	8	1	40	2	10
£500 to £999.99	2	4	5	5	4	5	8	1	
£1000 to £4,999.99	6	11	13	2	6	1	15	3	1
£5000 +	7	13	12		2		10		3
Nothing taken	12	6	8	6	7	1	30	1	3
TOTAL	34	36	38	43	35	8	134	13	19

**Firearms were used and armed robberies
indictable offences - 1992**

Hotel	Restaur- ant	Factory Store	Building Society	Credit Union	Office	Super- market	Street/ Road	Other	Total
			4	1		3	2		18
									2
									1
1	2		2		1	1	3	1	26
									3
	1	2	2		2	3	16	6	103
2		2			3		9	11	99
3	3	2	10	1	6	1	10	3	77
1	2	5	19	2	4	6	27	8	130
	1	2	6			3	4		39
		1					1		6
							2		6
							1		3
1						1	1	1	11
							4		12
	1			1		2	5	3	42
				1					1
							1		3
									3
									5
			3						9
8	10	14	46	6	16	20	86	33	599

Firearms were used and armed robberies - 1992

1	2		1		1	3	12	2	72
2	5	4	2		5	9	15	10	149
		3	4	1	2	3	4	5	56
2		2	21	2	6	2	19	5	117
2	1	3	7	2	2	2	16	2	84
1	2	2	11	1		1	20	9	121
8	10	14	46	6	16	20	86	33	599

NON-INDICTABLE OFFENCES -

OFFENCES

(1)

1.	(a) Assaults
	(b) Assaults (Gardai on duty)
2.	Cruelty to Animals
3.	Control of Dogs Act, 1986 - Offences against
4.	School Attendance Act, 1926, Offences against
5.	Traffic Acts, Offences against:
	(a) Lighting Regulations - Pedal Cycles (i) No front lamp
	" " " " (ii) No rear lamp
	" " " " (III) No reflector
	(b) Lighting Regulations - M.P.V.
	(c) Lighting Regulations - Animal-drawn vehicles
	(d) Licences - Driving
	(e) Obstruction
	(f) Dangerous Parking
	(g) Road Traffic General Bye-Laws, 1964
	(h) Local Bye-Laws
	(i) (i) Dangerous Driving
	(ii) Carless Driving
	(iii) Driving without reasonable consideration
	(j) Compulsory Insurance: (i) No insurance
	" " (ii) Failing to produce
	" " (iii) Insurance Disc Regulations
	" " (iv) Other Offences
	(k) Drinking and Driving:
	(i) Driving or attempting to drive M.P.V. while drunk
	(ii) Being in charge of M.P.V. while drunk
	(iii) Driving or attempting to drive M.P.V. blood/urine/ alcohol/concentration above prescribed limit
	(iv) Being in charge of M.P.V. blood/urine/alcohol concentration above prescribed limit
	(v) Refusing to provide preliminary specimen of breath
	(vi) Refusing to provide or permit taking of blood/urine specimen at Garda stations
	(l) Driving or attempting to drive or being in charge of animal-drawn vehicle while drunk
	(m) Driving or attempting to drive pedal cycle while drunk
	(n) Exceeding speed limit (i) Built-up-area
	" " " (ii) Special
	" " " (iii) Ordinary
	" " " (iv) General
	(o) Driving dangerously, defective M.P.V.
	(p) Other offences
	(q) (i) Defective tyres
	(ii) Defective Steering
	(iii) Defective Brakes
	(iv) Gross Weights of Goods Vehicles
	(v) Axle " " "
	(vi) Other Offences

An Garda Síochána Report on Crime 1992

Proceedings and persons convicted in the

No. Offences in which proceedings were taken	Charges withdrawn or dismissed	Number of convictions	Charges proved and order made without conviction	Adjourned or otherwise disposed of	No. of persons convicted against whom charge was held proved or order made without conviction (7)
(2)	(3)	(4)	(5)	(6)	(7)
6642	1149	4042	313	1138	3886
1267	134	903	44	186	788
160	24	122	4	10	96
262	42	172	12	36	140
49	9	28	6	6	33
921	138	510	97	176	453
842	128	443	93	178	251
541	84	252	74	131	149
12250	1766	7615	1320	1549	4938
60	4	50	6		56
52411	13367	22393	3948	12703	16961
1135	139	883	36	77	852
260	65	150	9	36	147
5828	1090	2897	537	1304	2658
78369	3237	25715	3175	46242	24995
5672	1405	3058	181	1028	2914
3578	942	1814	114	708	1625
1975	441	981	63	490	906
34210	9403	16792	1097	6918	15968
26753	7633	9629	2627	6864	7621
8546	1752	3820	697	2277	2404
1047	205	707	81	54	643
749	225	483		41	482
209	7	195		7	195
5284	229	4202		853	4202
235	17	206		12	206
233	35	171	4	23	170
664	50	540	1	73	528
6		6			4
26	4	17	3	2	19
15178	975	21978	679	546	12991
3126	223	2655	144	104	2689
2012	191	1685	77	59	1672
10011	736	8366	474	435	8430
278	34	189	10	45	175
9371	1925	5592	981	873	4381
6996	751	4567	439	1239	2936
19	3	13	1	2	14
517	66	358	29	64	299
716	125	449	65	77	482
14	3	10	1		9
14156	2179	8350	1301	2326	5474

NON-INDICTABLE OFFENCES -

OFFENCES

(1)

6.	(a) Taking M.P.V. without authority
	(b) Unauthorised interference with mechanism of M.P.V.
	(c) Taking possession of pedal cycle without consent
7.	E.E.C. Regulations: (i) Vehicle Testing
	" " (ii) Tachograph
8.	Road Transport Acts
9.	Roads Act and Finance Acts - Excise Licence
10.	Intoxicating Liquor Laws, Offences against:
	(a) Illegally on Licensed Premises during closing hours
	(b) Drunkenness, Simple
	(c) Drunkenness with aggravation
	(d) Offences by Licensed Persons (or their Servants) against closing Regulations
	(e) Other Offences by Licensed Persons (or their Servants)
	(f) Supplying or selling drink to persons under 18 years
	(g) Offences in connection with Registered Clubs
	(h) Other offences against Intoxicating Liquor Laws
11.	Labour Laws, Offences against
12.	Malicious Damage to Animals, Fences etc.
13.	Police Regulations, Offences against:
	(a) Dublin Metropolitan Police Acts
	(b) Summary Jurisdiction (Ireland) Act. 1851
14.	Prostitution
15.	Living on earnings of prostitute
16.	Revenue Laws, Offences against
17.	Stealing, Receiving or Possessing Stolen Property (not the subject of larceny at Common Law)
18.	Street Trading Acts - Offences against
19.	Vagrancy Acts - Offences against:
	(a) Begging
	(b) Other Offences
20.	Wireless Telegraphy Act, 1926 - Offences against
21.	Firearms Acts - Offences Against
22.	Explosives - Offences in relation to
23.	Misuse of Drugs Act, 1977/84
	(a) Unlawful possession of controlled drugs Section 3
	(b) Unlawful possession
	(c) Importation of controlled drugs
	(d) Cultivation of controlled drugs
	(e) Allowing premises etc. to be used
	(f) Possession of forged prescription
	(g) Forging a prescription
	(h) Attempt etc. and miscellaneous offences, Section 21
	(i) Other offences
24.	Offences under Juries Act, 1976
25.	Other Offences

TOTAL

An Garda Síochána Report on Crime 1992

Proceedings and persons convicted in the

No. Offences in which proceedings were taken	Charges withdrawn or dismissed	Number of convictions	Charges proved and order made without conviction	Adjourned or otherwise disposed of	No. of persons convicted against whom charge was held proved or order made without conviction
(2)	(3)	(4)	(5)	(6)	(7)
1731	164	1359	53	155	1149
1328	124	1049	51	104	945
96	9	74	4	9	76
3511	797	2082	418	214	1709
2495	454	1625	244	172	1466
3012	754	1635	437	186	1429
116132	24701	50959	8636	31836	43111
10249	584	9051	258	356	9007
1599	115	1243	109	132	1204
4431	353	3510	240	328	3344
5269	1706	2981	308	274	2557
224	52	143	14	15	151
83	16	58	4	5	55
65	11	50		4	42
562	72	414	47	29	416
34	4	28	1	1	29
1842	215	1281	110	236	1279
2533	286	1636	184	427	1484
477	70	205	83	119	258
4		4			4
1				1	
43	12	25	2	4	19
348	58	227	13	50	241
1692	153	858	254	427	1051
132	6	104	19	3	119
53	8	41	2	2	41
162	1	52	3	106	108
295	25	217	10	43	207
2		1		1	1
3091	142	2127	98	724	1916
592	109	308	11	164	303
140	2	107	3	28	110
23	2	21			21
68	3	28	1	36	26
44		35	1	8	12
56	1	32	2	21	10
123	14	87	2	20	85
23	13	8	1	1	8
104	16	41	14	33	55
12101	2097	8012	843	1149	7394
487348	84084	245726	31223	126315	215284

Traffic Offences

Appendix A

Offences Recorded and Detected 1983-1992

Year	Recorded	Detected
1983	102,387	33,699
1984	99,727	32,173
1985	91,285	29,795
1986	86,574	27,373
1987	85,358	27,787
1988	89,544	29,685
1989	86,792	28,781
1990	87,658	28,985
1991	94,406	31,653
1992	95,391	32,400

Appendix B

Non Indictable Offences Proceedings and persons Convicted 1988-1992

Year	Proceedings	Persons Convicted
1988	569,218	210,091
1989	574,732	234,545
1990	462,088	208,375
1991	466,603	219,302
1992	487,348	215,284

Drink and Driving 1992

Annual Statistics of Breath Tests, Blood/Urine Tests, Arrests, etc.

1. Breath Tests

(a) Total number of persons breath tested	19,269
(b) Breath test positive	5,574
(c) Breath test negative	13,695
(d) Breath test refused	239

2. Blood/Urine Tests

(a) Blood specimen given	4,234
(b) Urine specimen given	2,573
(c) Specimen refused	729

3. Arrests

(a) For refusing breath tests (Sections 12 and 13 of the Road Traffic (Amendment) Act, 1978)	239
(b) Arrest without breath test (Sections 49 and 50 R.T.A. 1961 as amended by Sections 10 and 11 Road Traffic (Amendment) Act, 1978)	2,247

4. Analyses of Specimens

(a) Under prescribed concentration	655
(b) Over prescribed concentration	5,987
(c) Specimens still to be analysed at end of year	125
(d) Insufficient or spoiled	40
Total Analyses	6,807

**Road Traffic Act 1961 (Section 103) Offences Regulations, 1976
Parking Violations - Fine on the Spot Notices issued - 1992**

Special Notices	Proceedings Pending	Notices Cancelled	Court Proceedings	Fines Paid	TOTALS	Wardens	Gardai	
1	107	26	69	263	466		466	Carlow/Kildare
8	143	117	42	910	1,220		1,220	Cavan/Monaghan
	36	30	15	129	210		210	Clare
407	4,979	805	1,515	4,108	11,814		11,814	Cork East
4	166	93	88	729	1,080		1,080	Cork West
22	54	57	6	211	350		350	Donegal
7,957	37,131	28,994	73,725	150,949	298,756	273,295	25,461	DMA
30	1,599	334	255	1,626	3,844		3,844	Galway West
42	479	248	341	400	1,510	894	616	Kerry
3	35	36	43	65	182		182	Laois/Offaly
4	123	39	71	331	568		568	Limerick
7	55	11	23	119	215		215	Longford/Westmeath
5	57	17	12	140	231		231	Louth/Meath
2	37	5	14	49	107		107	Mayo
	103	70	55	416	644		644	Roscommon/Galway East
38	267	97	78	730	1,210		1,210	Sligo/Leitrim
	26	29	19	191	265		265	Tipperary
3	285	72	38	520	918		918	Waterford/Kilkenny
8	65	56	87	339	555		555	Wexford
8,541	45,747	31,136	76,496	162,225	324,145	274,189	49,956	TOTAL

Non-Indictable Offences (Traffic) 1992 (Drink and Driving)

Sex And Age Of Persons Convicted

Offence	Persons Convicted	17 and under 21 years		21 years and over	
		M	F	M	F
Driving or attempting to drive a M.P.V. while drunk or with a blood/urine/alcohol concentration above the prescribed limit	4,684	170	12	4,234	268
Being in charge of M.P.V. while drunk or with a blood/urine/alcohol concentration above the prescribed limit.	401	9		386	6
Refusing to provided or permit the taking of blood/urine specimen at Garda Station	528	15	1	493	19
Refusing to provide a preliminary specimen of breath	170	7		161	2

Fine on the Spot Notices issued in 1992

Parking Violations Non Display of Licence Disc

Gardai	49,956	12,273
Wardens	274,189	42,737
TOTAL	324,145	55,010
Fines Paid	162,225	6,336
Court Proceedings	76,496	21,122
Notices Cancelled	31,136	8,858
Proceedings Pending	45,747	18,650
Spoiled Notices	8,541	44

Dublin
Published by the Stationery Office

**To be purchased from the
Government Publications Sale Office,
Sun Alliance House, Molesworth Street, Dublin 2.
or through any book seller
(Pn. 0002Price IR£3.00)**

**Produced and Printed at
Garda Headquarters, Dublin 8.**